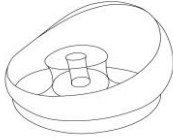


SAVE THESE INSTRUCTIONS

THE BIG ONE DISNEY'S FROZEN® II INFLATABLE CHAIR ASSEMBLY INSTRUCTIONS ASSEMBLE ON A FLAT, PROTECTED SURFACE.

PART LIST	FIGURE	QUANTITY	DESCRIPTION
A		1	INFLATABLE CHAIR

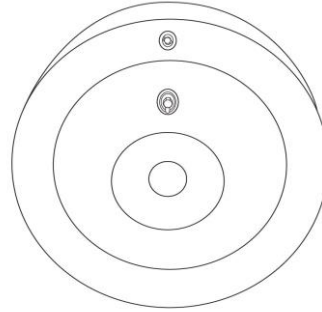
FOR MISSING OR INCORRECT PARTS/HARDWARE, CONTACT THE MANUFACTURER'S CUSTOMER SERVICE DIRECTLY AT
SERVICE@BANDDGROUP.COM.

REFER TO LAST PAGE FOR ADDITIONAL CUSTOMER SERVICE DETAILS.

THE BIG ONE DISNEY'S FROZEN® II INFLATABLE CHAIR (CONTINUED)

STEP #1

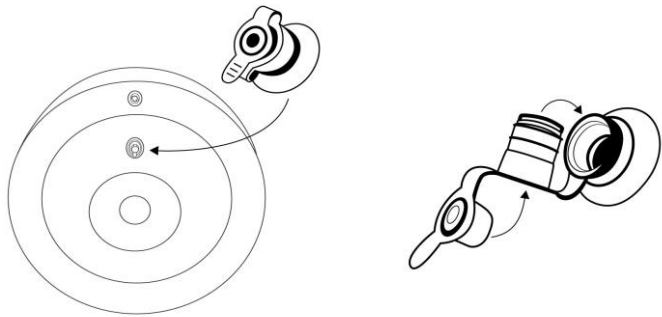
A. OPEN YOUR INFLATABLE CHAIR AND LAY IT OUT ON A FLAT SURFACE. LOCATE EACH AIR VALVE ON YOUR INFLATABLE CHAIR.



STEP # 2

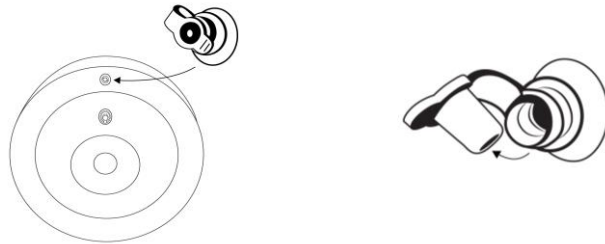
A. INFLATE LARGE CHAMBER USING AN ELECTRIC AIR PUMP (NOT INCLUDED). OPEN THE VALVE COMPLETELY TO FILL QUICKLY.

B. CLOSE THE MIDDLE OF THE VALVE, AND FINISH INFLATING THROUGH THE TOP OF THE VALVE. CLOSE WHEN FULL. (DO NOT OVER-INFLATE)



STEP # 3

A. INFLATE THE SMALL CHAMBER USING AN ELECTRIC AIR PUMP OR BY BLOWING INTO THE SMALL AIR VALVE WITH YOUR MOUTH.



TO DEFLATE:

A. OPEN THE AIR VALVE COMPLETELY TO RELEASE THE AIR.

B. FOR FASTEST RESULTS, USE AN ELECTRIC AIR PUMP WITH THE HOSE IN DEFLATE POSITION.



THE BIG ONE DISNEY'S FROZEN® II INFLATABLE CHAIR (CONTINUED)

WEIGHT LIMIT

150 LBS

CARE AND CLEANING

DO NOT OVER-INFLATE THE CHAIR.

AVOID PLACING CHAIR ON SHARP OBJECTS, PAVEMENT, OR ROCKS THAT COULD PUNCTURE THE CHAIR.

WIPE CLEAN WITH SOAP AND WATER. DRY COMPLETELY BEFORE STORING.

IN ORDER TO PROLONG THE LIFE OF YOUR CHAIR, STORE IN DRY SHELTERED PLACE WHEN NOT IN USE OR DURING INCLEMENT WEATHER.

WARRANTY

LIMITED WARRANTY

B&D Group, LLC, warrants to the original consumer that its products are free from any electrical or mechanical defects for a period of 30 days from the date of purchase. If any such defect is discovered within the warranty period, B&D Group, LLC. will repair or replace the unit free of charge upon receipt of the unit, shipping postage prepaid and insured to the factory address received from Customer Service. The warranty covers normal consumer use and does not cover damage that occurs in shipment or failure that results from alterations, accident, misuse, abuse, neglect, wear and tear, inadequate maintenance, commercial use, or unreasonable use of the unit. Removal of any panels voids all warranties. This warranty does not cover cost of repairs made or attempted outside the factory. Any applicable implied warranties, including warranties of merchantability and fitness are hereby limited to 30 days from the date of purchase. Expressed or incidental damages resulting from a breach of any applicable express or implied warranties are hereby excluded. Some states do not allow limitations on the duration of implied warranties and do not allow exclusion of incidental or consequential damages, so the above limitations and exclusions in these instances may not apply. The only authorized service center in the United States would be communicated from Customer Service. Ship the unit carefully packed, preferably in the original carton, and send it prepaid, and adequately insured. Include a letter detailing the complaint or issue, along with your daytime telephone number, name and address inside the shipping carton. If your warranty has expired and you want an estimated fee for service, write to Service@BandDGroup.com, specifying the model number and the problem. PLEASE DO NOT SEND YOUR UNIT WITHOUT RECEIVING AN ESTIMATE FOR SERVICING. WE CANNOT STORE YOUR UNIT.

FOR MISSING OR INCORRECT PARTS/HARDWARE, CONTACT THE MANUFACTURER'S CUSTOMER SERVICE DIRECTLY AT SERVICE@BANDDGROUP.COM.