









# SAVE THESE INSTRUCTIONS

## SONOMA PRESIDIO SIDE TABLE

STYLE #: 61SRR4512

ASSEMBLE ON A FLAT, PROTECTED SURFACE.

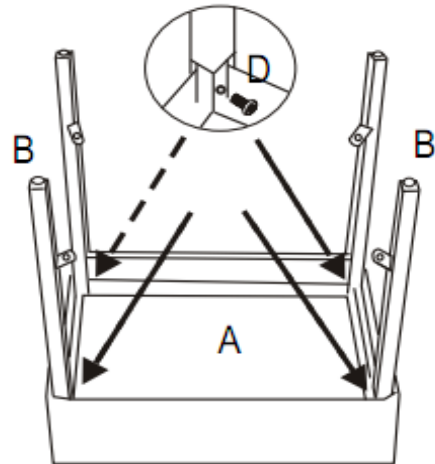
PART LIST	FIGURE	QUANTITY	DESCRIPTION
A		1 PC	TABLE TOP
B		4 PCS	LEGS
C		1 PC	SHELF
D		4 PCS + 1 PC	SHORT BOLT (Φ8X12MM)
E		4 PCS + 1 PC	WASHER
F		4 PCS + 1 PC	LONG BOLT (Φ8X16MM)
G		8 PCS + 1 PC	BOLT CAP
H		1 PC	ALLEN WRENCH

## ASSEMBLY INSTRUCTIONS (CONTINUED)

STYLE #: 61SRR4512

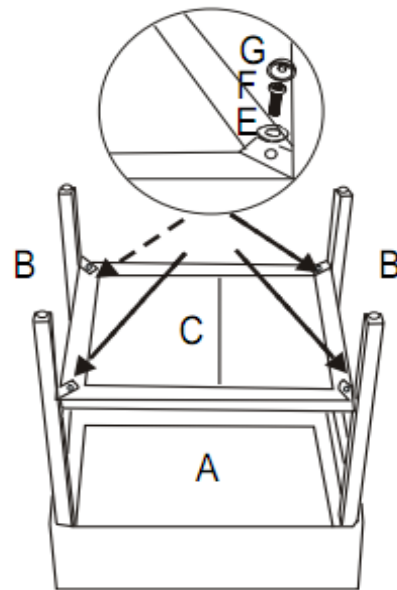
### STEP 1

- A. PLACE TABLE TOP (A) UPSIDE DOWN ON A FLAT, PROTECTED SURFACE.
- B. INSERT LEGS (B) WITH THE SHELF SUPPORTS FACING THE CENTER INTO THE 4 HOLES ON TABLE TOP (A) AS SHOWN.
- C. CONNECT LEGS (B) TO TABLE TOP (A) WITH SHORT BOLTS (D) USING ALLEN WRENCH (H). DO NOT TIGHTEN COMPLETELY.



### STEP 2

- A. CONNECT SHELF (C) TO LEGS (B) WITH LONG BOLTS (F) AND WASHERS (E) USING ALLEN WRENCH (H). DO NOT TIGHTEN COMPLETELY.
- B. COMPLETELY TIGHTEN ALL BOLTS (D & F) USING ALLEN WRENCH (H).
- C. COVER BOLTS (D & F) WITH BOLT CAPS (G).



## ASSEMBLY INSTRUCTIONS (CONTINUED)

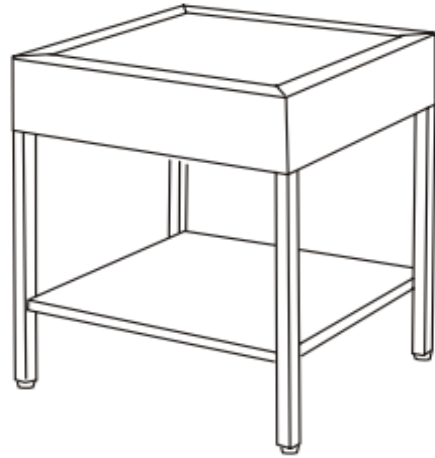
STYLE #: 61SRR4512

### STEP 3

A. ROTATE TABLE TO THE UPRIGHT POSITION.

B. ADJUST LEG LEVELERS AS NEEDED TO THAT IT STANDS STABLE ON THE FLOOR.

ASSEMBLY IS COMPLETE.



\*\* WE RECOMMEND THAT YOU SAVE THE ALLEN WRENCH (H) AND PERIODICALLY TIGHTEN ALL BOLTS.

### WEIGHT LIMIT

TOP: 50 LBS: SHELF: 50 LBS

### CARE AND CLEANING

WASH FRAME WITH MILD SOLUTION OF SOAP AND WATER, RINSE WITH CLEAN WATER AND DRY THOROUGHLY.  
DO NOT SIT, STAND, OR CLIMB ON THE TABLE.

### WARRANTY

1 YEAR LIMITED WARRANTY FOR FRAME, WEAVE AND CUSHIONS.

WHAT IS COVERED:

WE WARRANT TO THE ORIGINAL PURCHASER FOR ONE YEAR, FROM THE DATE OF PURCHASE, THAT THE FRAME, RESIN WEAVE AND CUSHIONS WILL BE FREE FROM MANUFACTURING DEFECTS. THIS WARRANTY ALSO COVERS PEELING, CRACKING, BLISTERING, DISCOLORATION, OR FADING FOR THIS ONE YEAR PERIOD.

WHAT IS NOT COVERED:

IT REMAINS THE CUSTOMER'S RESPONSIBILITY FOR FREIGHT AND PACKAGING CHARGES TO AND FROM OUR SERVICE CENTER. THIS WARRANTY DOES NOT COVER COMMERCIAL USE, ACTS OF NATURE, FIRE, FREEZING, AND ABUSIVE USE.

DISCOLORATION OR FADING OF THE FINISH OR FABRICS AS A RESULT OF CHEMICALS OR SPILLS IS NOT COVERED. GLASS TABLETOP BREAKAGE AND CORROSION OR RUSTING OF HARDWARE ARE NOT COVERED. IN ADDITION, PURCHASED PART ARE NOT COVERED UNDER THIS WARRANTY. PROOF OF PURCHASE (DATED REGISTER RECEIPT) IS REQUIRED FOR WARRANTY CLAIMS. WE RESERVE THE RIGHT TO MAKE SUBSTITUTIONS WITH SIMILAR MERCHANDISE, IF THE MODEL IS NO LONGER IN PRODUCTION. WARRANTY IS TO THE ORIGINAL PURCHASER AND IS NOT TRANSFERABLE. AS SOME STATES DO NOT ALLOW EXCLUSIONS OR LIMITATIONS ON AN IMPLIED WARRANTY, THE ABOVE EXCLUSIONS AND LIMITATIONS MAY NOT APPLY. THIS WARRANTY GIVES YOU SPECIFIC RIGHTS, AND YOU MAY ALSO HAVE OTHER RIGHTS, WHICH VARY FROM STATE TO STATE.

### CUSTOMER SERVICE

FOR REPLACEMENT PARTS OR FOR ADDITIONAL INFORMATION

CALL: 1-800-327-2978 9AM TO 5PM EST, Monday-Friday

EMAIL: [info@grandbasketco.com](mailto:info@grandbasketco.com)