


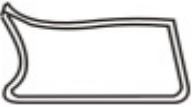













SAVE THESE INSTRUCTIONS

SONOMA PRESIDIO MOTION CHAIR ASSEMBLY INSTRUCTIONS

STYLE #: 61SRR4515

ASSEMBLE ON A FLAT, PROTECTED SURFACE.

PART LIST	FIGURE	QUANTITY	DESCRIPTION
A		1 PC	SEAT
B		1 PC	BACK
C		1 PC	RIGHT ARM
D		1 PC	LEFT ARM
E		4 PCS + 1 PC	LARGE BOLT (Φ8X20MM)
F		4 PCS + 1 PC	LARGE WASHER
G		4 PCS + 1 PC	LARGE BOLT CAP
H		1 PC	LARGE ALLEN WRENCH
I		6 PCS + 1PC	SMALL BOLT (Φ1/4X25MM)
J		6 PCS + 1PC	SMALL WASHER
K		6 PCS + 1PC	SMALL BOLT CAP
L		1 PC	SMALL ALLEN WRENCH
M		1 PC	BASE
N		1 PC	SEAT CUSHION
O		1 PC	BACK CUSHION

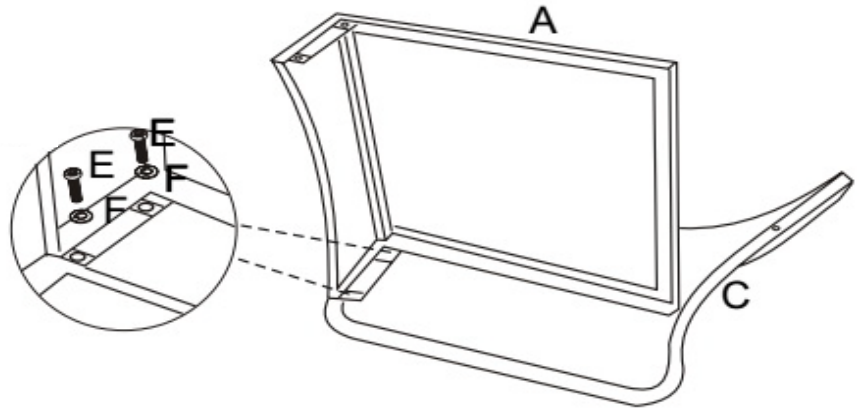
ASSEMBLY INSTRUCTIONS (CONTINUED)

STYLE #: 61SRR4515

STEP 1

A. PLACE RIGHT ARM (C) ON A FLAT, PROTECTED SURFACE.

B. ATTACH SEAT (A) TO RIGHT ARM (C) USING LARGE BOLT (E) AND LARGE WASHER (F) USING ALLEN WRENCH (H) DO NOT TIGHTEN COMPLETELY.

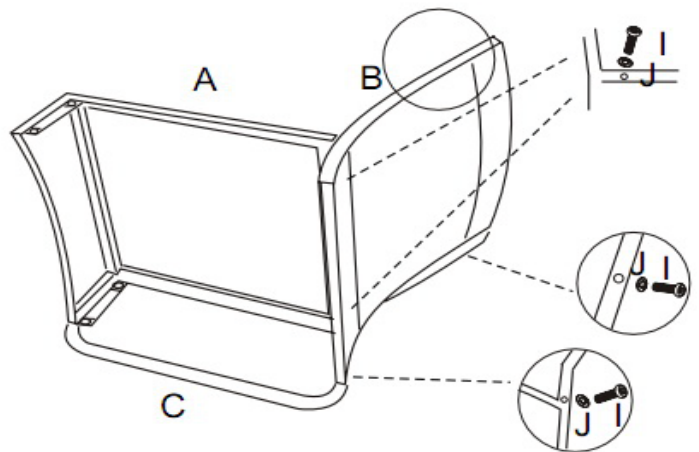


STEP 2

A. ATTACH BACK (B) BY ALIGNING 2 BACK PINS WITH THE HOLES ON RIGHT ARM (C) AND INSERTING 2 SEAT PINS INTO HOLES ON BACK (B).

B. INSERT SMALL BOLT (I) WITH SMALL WASHER (J) THROUGH BACK (B) INTO SEAT (A). USING SMALL ALLEN WRENCH (L). DO NOT TIGHTEN COMPLETELY.

C. INSERT SMALL BOLT (I) WITH SMALL WASHER (J) THROUGH RIGHT ARM (C) INTO BACK (B) USING ALLEN WRENCH (L). DO NOT TIGHTEN COMPLETELY.



ASSEMBLY INSTRUCTIONS (CONTINUED)

STYLE #: 61SRR4515

STEP 3

A. ATTACH LEFT ARM (D) BY INSERTING 2 BACK PINS INTO HOLES IN LEFT ARM (D).

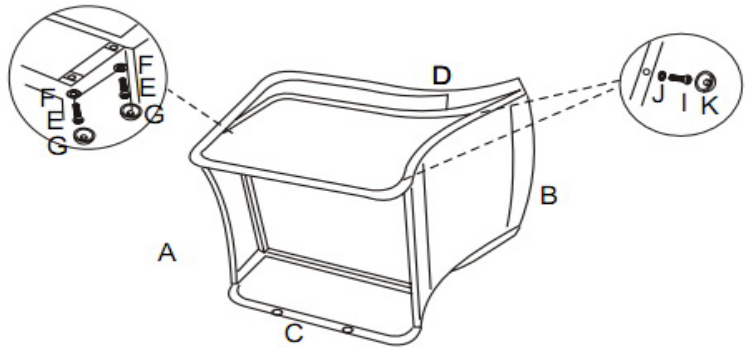
B. INSERT LARGE BOLT (E) WITH LARGE WASHER (F) THROUGH SEAT (A) INTO LEFT ARM (D) USING LARGE ALLEN WRENCH (H). DO NOT TIGHTEN COMPLETELY.

C. INSERT SMALL BOLT (I) WITH SMALL WASHER (J) THROUGH LEFT ARM (D) INTO BACK (B) USING SMALL ALLEN WRENCH (L). DO NOT TIGHTEN COMPLETELY.

D. TIGHTEN COMPLETELY ALL LARGE BOLTS (E) AND SMALL BOLTS (I) USING LARGE ALLEN WRENCH (H) AND SMALL ALLEN WRENCH (L).

F. COVER LARGE BOLTS (E) USING LARGE BOLT CAPS (G).

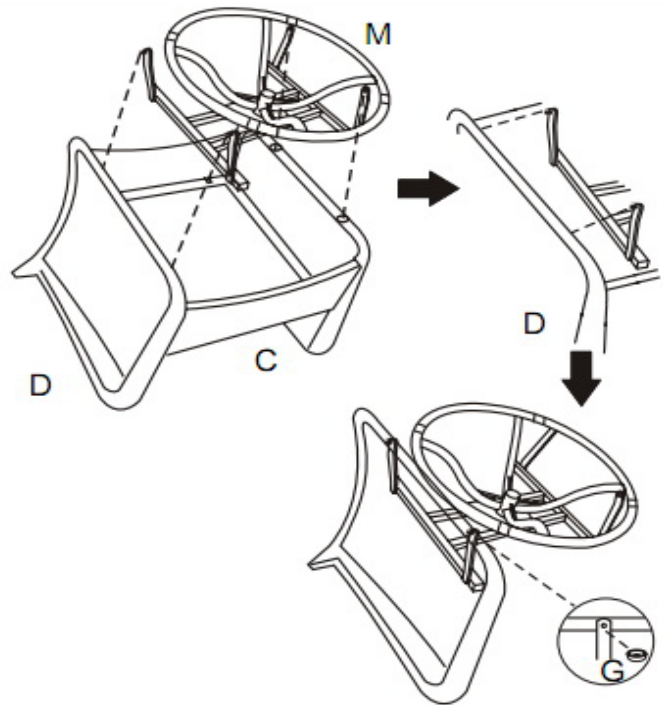
G. COVER SMALL BOLTS (I) USING SMALL BOLT CAPS (K).



STEP 4

A. ATTACH BASE (M) TO RIGHT ARM (C) AND LEFT ARM (D) BY ALIGNING 4 BOLTS ON BASE WITH HOLES ON ARMS USING LARGE ALLEN WRENCH (H). TIGHTEN COMPLETELY.

B. COVER BOLTS USING LARGE BOLT CAPS (G).



ASSEMBLY INSTRUCTIONS (CONTINUED)

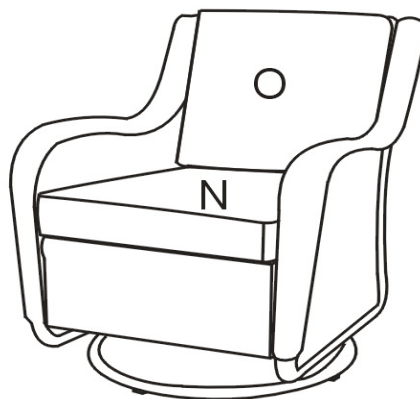
STYLE #: 61SRR4515

STEP 5

A. ROTATE ASSEMBLED UNIT TO UPRIGHT POSITION.

B. PLACE SEAT CUSHION (N) AND BACK CUSHION (O) ON THE MOTION CHAIR.

C. ASSEMBLY IS COMPLETE.



**** WE RECOMMEND THAT YOU SAVE THE ALLEN WRENCH AND PERIODICALLY TIGHTEN ALL BOLTS.**

WEIGHT LIMIT

CHAIR: 300 LBS

CARE AND CLEANING

WASH FRAME WITH MILD SOLUTION OF SOAP AND WATER, RINSE WITH CLEAN WATER AND DRY THOROUGHLY. CUSHIONS SHOULD BE SPOT CLEANED WITH A SOFT CLOTH. DO NOT STAND OR CLIMB ON THE CHAIR.

WARRANTY

1 YEAR LIMITED WARRANTY FOR FRAME, WEAVE AND CUSHIONS.

WHAT IS COVERED:

WE WARRANT TO THE ORIGINAL PURCHASER FOR ONE YEAR, FROM THE DATE OF PURCHASE, THAT THE FRAME, RESIN WEAVE AND CUSHIONS WILL BE FREE FROM MANUFACTURING DEFECTS. THIS WARRANTY ALSO COVERS PEELING, CRACKING, BLISTERING, DISCOLORATION, OR FADING FOR THIS ONE YEAR PERIOD.

WHAT IS NOT COVERED:

IT REMAINS THE CUSTOMER'S RESPONSIBILITY FOR FREIGHT AND PACKAGING CHARGES TO AND FROM OUR SERVICE CENTER. THIS WARRANTY DOES NOT COVER COMMERCIAL USE, ACTS OF NATURE, FIRE, FREEZING, AND ABUSIVE USE. DISCOLORATION OR FADING OF THE FINISH OR FABRICS AS A RESULT OF CHEMICALS OR SPILLS IS NOT COVERED. GLASS TABLETOP BREAKAGE AND CORROSION OR RUSTING OF HARDWARE ARE NOT COVERED. IN ADDITION, PURCHASED PART ARE NOT COVERED UNDER THIS WARRANTY. PROOF OF PURCHASE (DATED REGISTER RECEIPT) IS REQUIRED FOR WARRANTY CLAIMS. WE RESERVE THE RIGHT TO MAKE SUBSTITUTIONS WITH SIMILAR MERCHANDISE, IF THE MODEL IS NO LONGER IN PRODUCTION. WARRANTY IS TO THE ORIGINAL PURCHASER AND IS NOT TRANSFERABLE. AS SOME STATES DO NOT ALLOW EXCLUSIONS OR LIMITATIONS ON AN IMPLIED WARRANTY, THE ABOVE EXCLUSIONS AND LIMITATIONS MAY NOT APPLY. THIS WARRANTY GIVES YOU SPECIFIC RIGHTS, AND YOU MAY ALSO HAVE OTHER RIGHTS, WHICH VARY FROM STATE TO STATE.

CUSTOMER SERVICE

FOR REPLACEMENT PARTS OR FOR ADDITIONAL INFORMATION

CALL: 1-800-327-2978 9AM TO 5PM EST, Monday-Friday

EMAIL: info@grandbasketco.com