







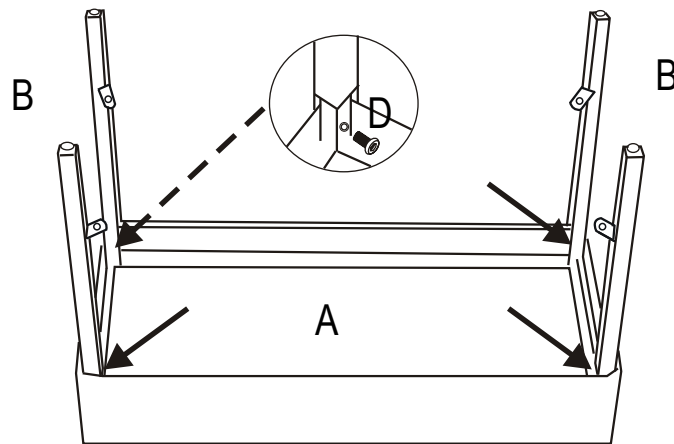


**SAVE THESE INSTRUCTIONS**  
**PRESIDIO COFFEE TABLE**  
**MODLE#:61SRR4513PRS/61SRR4513PRG/61SRR4513WHT**  
**ASSEMBLE ON A FLAT, PROTECTED SURFACE.**

PART LIST	FIGURE	QUANTITY	DESCRIPTION
A		1 PC	TABLE TOP
B		4 PCS	LEG
C		1 PC	LOWER SHELF
D		4 PCS+1	SHORT BOLT $\Phi$ 8X12MM
E		4 PCS+1	WASHER
F		4 PCS+1	LONG BOLT $\Phi$ 8X16MM
G		8 PCS+1	BOLT CAP
H		1 PC	ALLEN WRENCH

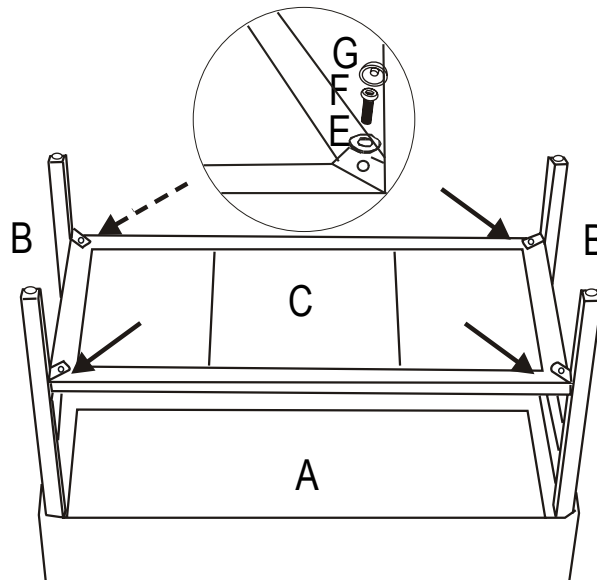
**PRESIDIO COFFEE TABLE**  
**MODLE#:61SRR4513PRS/61SRR4513PRG/61SRR4513WHT**  
**ASSEMBLY INSTRUCTIONS ( CONTINUED )**

**STEP 1**



- A. PLACE TABLE TOP (A) UPSIDE DOWN ON A FLAT, PROTECTED SURFACE.
- B. INSERT EACH LEG (B) WITH SHELF SUPPORTS FACING THE CENTER INTO THE FOUR HOLES ON TABLE TOP (A) AS SHOWN.
- C. ATTACH LEGS (B) TO TABLE TOP (A) USING SHORT BOLTS (D). LOOSELY TIGHTEN USING ALLEN WRENCH (H).

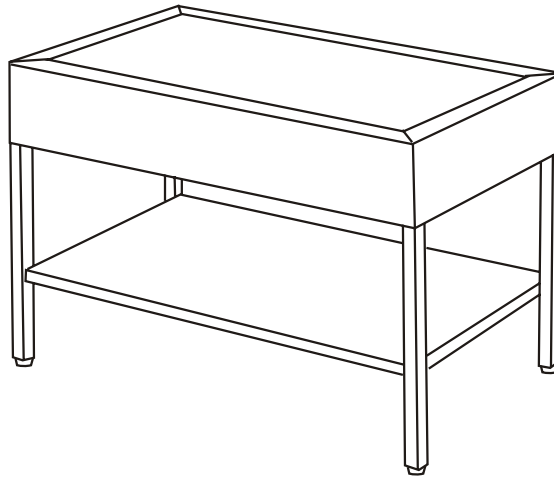
**STEP 2**



- A. ATTACH LOWER SHELF (C) TO LEGS (B) USING LONG BOLTS (F) AND WASHERS (E) AS SHOWN. LOOSELY TIGHTEN USING ALLEN WRENCH (H).
- B. CHECK AND MAKE ADJUSTMENTS AS NEEDED.
- C. FULLY TIGHTEN ALL BOLTS (D),(F) USING ALLEN WRENCH (H).
- D. COVER BOLTS (D) AND (F) WITH BOLT CAPS (G).

**PRESIDIO COFFEE TABLE**  
**MODLE#:61SRR4513PRS/61SRR4513PRG/61SRR4513WHT**  
**ASSEMBLY INSTRUCTIONS ( CONTINUED )**

**STEP 3**



- A. ROTATE TABLE TO UPRIGHT POSITION.
- B. ADJUST LEG LEVELERS AS NEEDED SO THAT IT STANDS STABLE ON THE FLOOR.
- C. KEEP THE ALLEN WRENCH (H) TO TIGHTEN ALL BOLTS PERIODICALLY AS NEEDED.

**WEIGHT LIMIT**

Coffee table: 50 lbs

**WARRANTY**

1 year limited warranty for frame and weave.

**WHAT IS COVERED**

We warrant to the original purchaser for one year, from the date of purchase, that the frame, resin weave and will be free from manufacturing defects. This warranty also covers peeling, cracking, blistering, discoloration, or fading for this one year period.

**WHAT IS NOT COVERED**

It remains the customer's responsibility for freight and packaging charges to and from our service center. This warranty does not cover commercial use, acts of nature, fire, freezing, and abusive use. Discoloration or fading of the finish as a result of chemicals or spills is not covered. Glass tabletop breakage and corrosion or rusting of hardware are not covered. In addition, purchased parts are not covered under this warranty. Proof of purchase (dated register receipt) is required for warranty claims. We reserve the right to make substitutions with similar merchandise, if the model is no longer in production. Warranty is to the original purchaser and is not transferable. As some states do not allow exclusions or limitations on an implied warranty, the above exclusions and limitations may not apply. This warranty gives you specific rights, and you may also have other rights, which vary from state to state.

**CARE AND CLEANING**

Wash frame with mild solution of soap and water, rinse with clean water and dry thoroughly.

**CUSTOMER SERVICE**

FOR REPLACEMENT PARTS OR FOR ADDITIONAL INFORMATION,  
CALL: 1-800-327-2978 9AM to 5PM EST, Monday - Friday  
EMAIL:info@grandbasketco.com