



## SAVE THESE INSTRUCTIONS

### SONOMA CORONADO DECO BACK SWIVEL CHAIR ASSEMBLY INSTRUCTIONS

STYLE #: 71SRRSL04

ASSEMBLE ON A FLAT, PROTECTED SURFACE.

PART LIST	FIGURE	QUANTITY	DESCRIPTION
A		1 PC	SEAT
B		1 PC	BASE

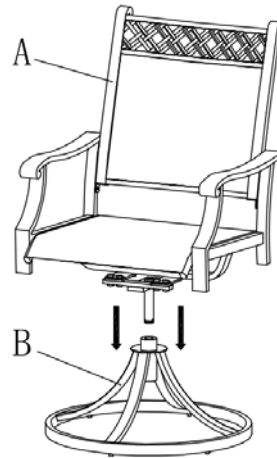
#### STEP 1

A. PLACE BASE (B) ON A FLAT, PROTECTED SURFACE.

B. INSERT SEAT (A) INTO BASE (B) AS SHOWN.

C. FIRMLY PUSH DOWN UNTIL SEAT (A) IS LOCKED INTO POSITION.

D. ASSEMBLY IS COMPLETE.



#### WEIGHT LIMIT

300 LBS

#### CARE AND CLEANING

WIPE CLEAN WITH A MILD SOAP AND WATER SOLUTION, RINSE WITH CLEAN WATER, AND DRY THOROUGHLY.

DO NOT STAND OR CLIMB ON CHAIR.

IN ORDER TO PROLONG THE LIFE OF YOUR CHAIR, PLEASE STORE IN DRY SHELTERED PLACE WHEN NOT IN USE OR DURING INCLEMENT WEATHER.

#### WARRANTY

1 YEAR LIMITED WARRANTY FOR FRAME.

CUSTOMER SERVICE: PLEASE NOTE - DO NOT RETURN THIS ITEM TO THE RETAILER.

CUSTOMER SERVICE HOT LINE: 1-866-905-4107

WEBSITE: [WWW.YOTRIOINT.COM](http://WWW.YOTRIOINT.COM)

TO ASSIST YOU BETTER, PLEASE GATHER THE FOLLOWING INFORMATION BEFORE CALLING CUSTOMER SERVICE: PRODUCT NAME AND STYLE NUMBER, DESCRIPTION AND OR IMAGES OF THE ISSUE, ORIGINAL STORE PURCHASE RECEIPT.