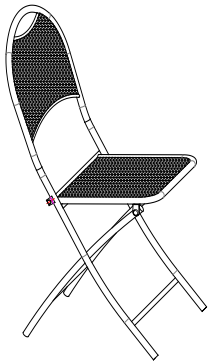


SAVE THESE INSTRUCTIONS

SONOMA 3 PC FOLDING METAL MESH SET ASSEMBLY INSTRUCTIONS

STYLE #: 71SRRF517

ASSEMBLE ON A FLAT, PROTECTED SURFACE

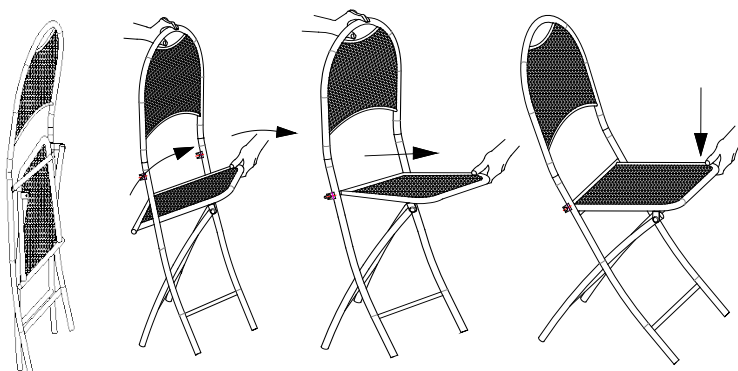
PART LIST	FIGURE	QUANTITY	DESCRIPTION
A		2 PCS	MESH FOLDING CHAIR

TO OPEN:

STEP 1

A. PULL THE SEAT FRONT FORWARD AS SHOWN.

B. PUSH THE FRONT OF THE SEAT DOWN FIRMLY UNTIL IT LATCHES SECURLY.

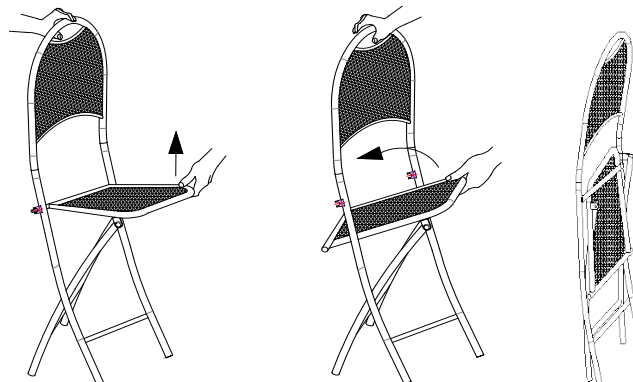


TO CLOSE:

STEP 2


A. FIRMLY AND SWIFTLY PULL UP ON THE SEAT FRONT TO DISENGAGE LOCKS.

B. LIFT THE FRONT OF THE SEAT TOWARD THE CHAIR BACK.



ASSEMBLY INSTRUCTIONS (CONTINUED)

STYLE #: 71SRRFS17

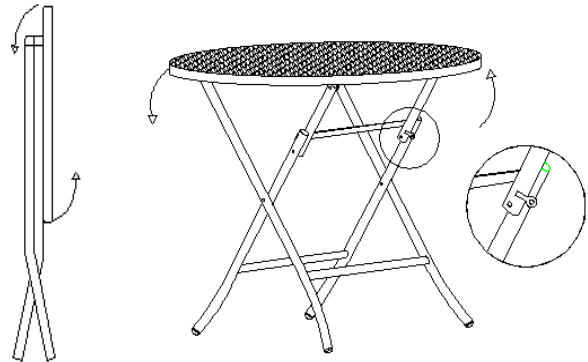
PART LIST	FIGURE	QUANTITY	DESCRIPTION
B		1 PC	MESH FOLDING TABLE

TO OPEN:

STEP 1

A. WITH TABLE FACING AS SHOWN, LIFT THE FRONT EDGE OF THE TABLE UP WHILE PUSHING THE BACK EDGE OF THE TABLE DOWN TO EXTEND THE LEGS.

B. TURN THE LATCH TO SECURE THE TABLE INTO THE OPEN POSITION.

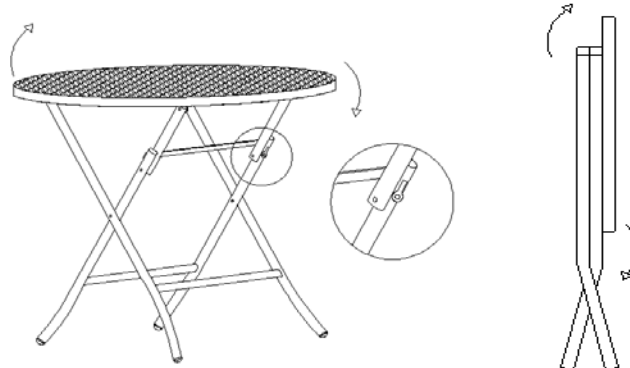


TO CLOSE:

STEP 2

A. TURN THE LATCH MECHANISM TO UNLOCK.

B. PUSH THE FRONT EDGE OF THE TABLE DOWN WHILE LIFTING THE BACK UNTIL THE LEGS CLOSE AND THE TABLE IS COMPLETELY FOLDED CLOSE.



WEIGHT LIMIT

MESH FOLDING CHAIR: 250 LBS; MESH FOLDING TABLE: 50 LBS

CARE AND CLEANING

WIPE CLEAN WITH A SOFT, DAMP CLOTH AS NEEDED.

DO NOT STAND OR CLIMB ON CHAIRS.

DO NOT SIT, STAND, OR CLIMB ON TABLE.

WARRANTY

1 YEAR LIMITED WARRANTY. COMMERCIAL USE, ACTS OF NATURE, FIRE, FREEZING, ABUSIVE USE, DISCOLORATION OR FADING OF THE FINISH OR FABRICS AS RESULT OF CHEMICALS OR SPILLS IS NOT COVERED. PROOF OF PURCHASE (DATED RECEIPT) IS REQUIRED FOR WARRANTY CLAIMS. WE RESERVE THE RIGHT TO MAKE SUBSTITUTIONS WITH SIMILAR MERCHANDISE.