









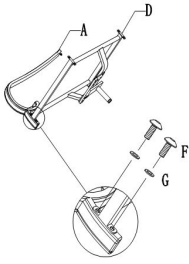
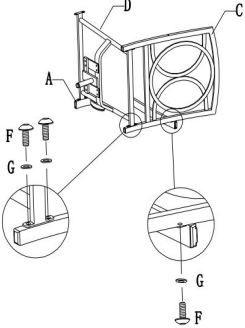
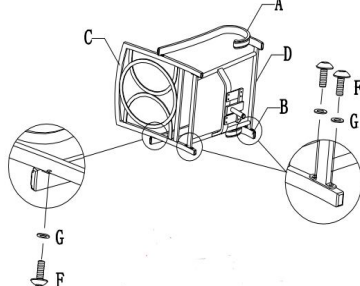
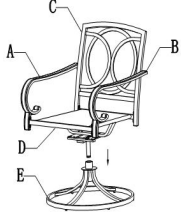
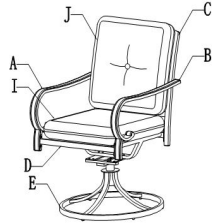


SAVE THESE INSTRUCTIONS
CLAREMONT SWIVEL CHAIR WITH CUSHION - SET OF TWO
STYLE #: 61SRR2207CLR
ASSEMBLE ON A FLAT, PROTECTED SURFACE.

PART LIST	FIGURE	QUANTITY	DESCRIPTION
A		1 PC	RIGHT ARM
B		1 PC	LEFT ARM
C		1 PC	BACK
D		1 PC	SEAT
E		1 PC	BASE
F		10 + 1 PCS	BOLT (M6*15)
G		10 + 1 PCS	FLAT WASHER
H		1 PC	ALLEN WRENCH
I		1 PC	SEAT CUSHION
J		1 PC	BACK CUSHION

CLAREMONT SWIVEL CHAIR WITH CUSHION - SET OF TWO
STYLE #: 61SRR2207CLR
ASSEMBLY INSTRUCTIONS (CONTINUED)

<p>STEP 1</p> <p>A. PLACE SEAT (D) ON A FLAT, PROTECTED SURFACE.</p> <p>B. CONNECT RIGHT ARM (A) TO SEAT (D) WITH FLAT WASHER (G) AND BOLT (F) USING ALLEN WRENCH (H). DO NOT TIGHTEN COMPLETELY.</p>	
<p>STEP 2</p> <p>A. CONNECT BACK (C) TO RIGHT ARM (A) WITH FLAT WASHER (G) AND BOLT (F) USING ALLEN WRENCH (H). DO NOT TIGHTEN COMPLETELY.</p> <p>B. CONNECT BACK (C) TO SEAT (D) WITH FLAT WASHER (G) AND BOLT (F) USING ALLEN WRENCH (H). DO NOT TIGHTEN COMPLETELY.</p>	
<p>STEP 3</p> <p>A. CONNECT BACK (C) TO LEFT ARM (B) WITH FLAT WASHER (G) AND BOLT (F) USING ALLEN WRENCH (H). DO NOT TIGHTEN COMPLETELY.</p> <p>B. CONNECT SEAT (D) TO LEFT ARM (B) WITH FLAT WASHER (G) AND BOLT (F) USING ALLEN WRENCH (H). DO NOT TIGHTEN COMPLETELY.</p> <p>C. TIGHTEN ALL BOLTS SECURELY USING WRENCH (H).</p>	
<p>STEP 4</p> <p>A. INSERT THE CHAIR ASSEMBLY INTO THE CHAIR BASE (E).</p> <p>B. PUSH DOWN FIRMLY TO "SNAP" INTO LOCKED POSITION.</p>	
<p>STEP 5</p> <p>A. PLACE SEAT CUSHION (I) AND BACK CUSHION (J) ON THE CHAIR.</p> <p>B. RETAIN WRENCH (H) FOR USE TO TIGHTEN BOLTS PERIODICALLY OR AS NEEDED.</p>	

WEIGHT LIMIT
250 LBS

CARE AND CLEANING

IN ORDER TO PROLONG THE LIFE OF YOUR CHAIR, PLEASE STORE IN DRY SHELTERED PLACE WHEN NOT IN USE OR DURING INCLEMENT WEATHER.

WARRANTY

1 YEAR LIMITED WARRANTY FOR FRAME.

CUSTOMER SERVICE: PLEASE NOTE - DO NOT RETURN THIS ITEM TO THE RETAILER.

CUSTOMER SERVICE HOT LINE: 1-866-905-4107

SERVICE HOURS: 11:30 A. M. to 8:00 P. M. EASTERN STANDARD TIME /8:30 A. M. to 5:00 P. M. PACIFIC STANDARD TIME

WEBSITE: WWW.YOTRIPOINT.COM

TO ASSIST YOU BETTER, PLEASE GATHER THE FOLLOWING INFORMATION BEFORE CALLING CUSTOMER SERVICE: PRODUCT NAME AND STYLE NUMBER, DESCRIPTION AND OR IMAGES OF THE ISSUE, ORIGINAL STORE PURCHASE RECEIPT.