
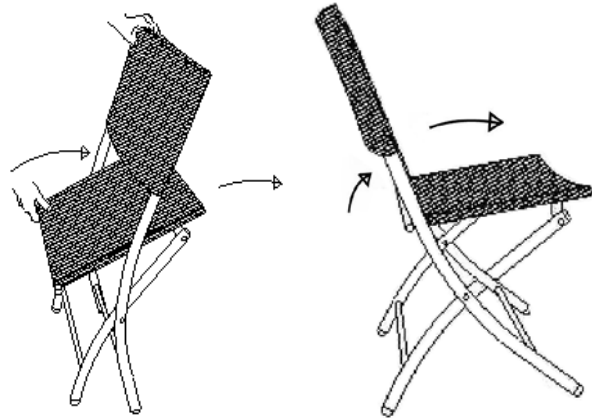


SAVE THESE INSTRUCTIONS
3 PIECE BISTRO SET FOLDING CHAIR ASSEMBLY INSTRUCTIONS
STYLE #: 61SRR2502
ASSEMBLE ON A FLAT, PROTECTED SURFACE

PART LIST	FIGURE	QUANTITY	DESCRIPTION
A		2 PCS	FOLDING CHAIR

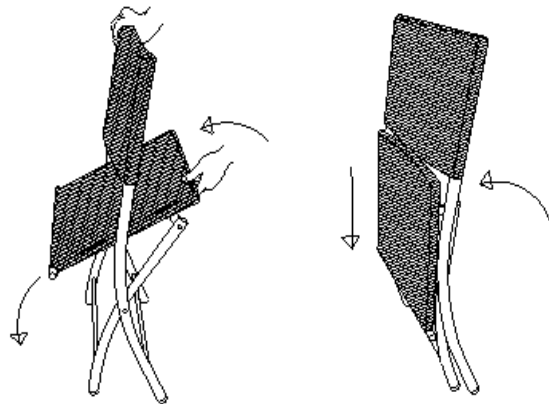
STEP 1

TO OPEN - PUSH THE SEAT FORWARD AS SHOWN.

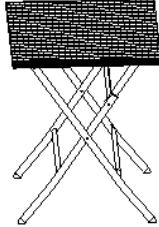


STEP 2

TO CLOSE - PULL SEAT UPWARD AS SHOWN.

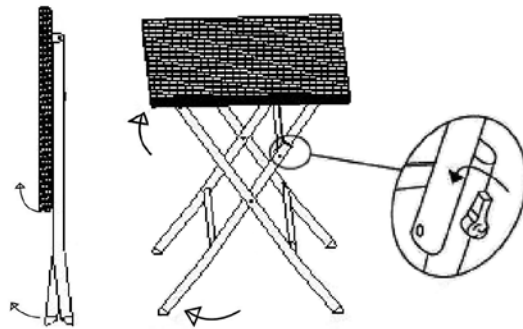


SAVE THESE INSTRUCTIONS
3 PIECE BISTRO SET FOLDING TABLE ASSEMBLY INSTRUCTIONS
STYLE #: 61SRR2502
ASSEMBLE ON A FLAT, PROTECTED SURFACE

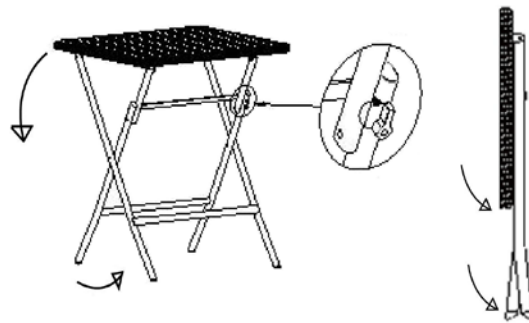
PART LIST	FIGURE	QUANTITY	DESCRIPTION
B		1 PC	FOLDING TABLE

STEP 1

- A. TO OPEN - PULL THE BOTTOM OF THE TABLE UP AND EXTEND LEGS.
 B. SECURE THE TABLE INTO OPEN POSITION BY TURNING THE LATCH MECHANISM COUNTER CLOCKWISE.



- A. TO CLOSE - TURN THE LATCH MECHANISM TO UNLOCK TABLE TOP.
 B. PUSH THE EDGE OF THE TABLE DOWN WHILE CLOSING THE LEGS.



WEIGHT LIMIT

FOLDING CHAIR: 250 LBS; FOLDING TABLE: 50 LBS

CARE AND CLEANING

WIPE CLEAN WITH A SOFT, DAMP CLOTH AS NEEDED.

WARRANTY

1 YEAR LIMITED WARRANTY. COMMERCIAL USE, ACTS OF NATURE, FIRE, FREEZING, ABUSIVE USE, DISCOLORATION OR FADING OF THE FINISH OR FABRICS AS RESULT OF CHEMICALS OR SPILLS IS NOT COVERED. PROOF OF PURCHASE (DATED RECEIPT) IS REQUIRED FOR WARRANTY CLAIMS. WE RESERVE THE RIGHT TO MAKE SUBSTITUTIONS WITH SIMILAR MERCHANDISE.